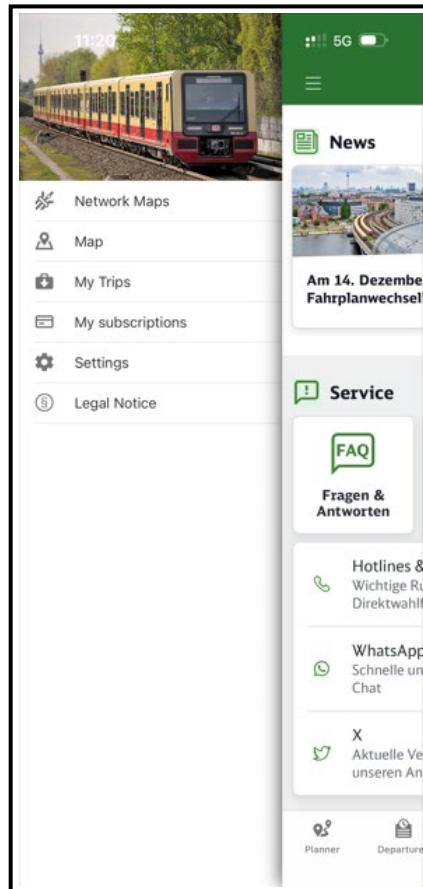



Germany Ticket Job as a mobile phone ticket – how it works

1. Download the S-Bahn-Berlin app or if already done so, update to the newest version
(Android: 4.2.3, iOS: 4.1.8)
2. Tap on the menu at the top left corner and select the menu item „**My Subscriptions**“



3. Click on Login/Sign Up



4. Enter the login details from Abo-Online (you received these in a separate e-mail)

09:02 5G

Cancel Login

English

S Bahn Berlin **DB**

Sign in to your account

Email

Password

Forgot Password?

Sign In

Or sign in with

BHT Berlin

FU Berlin

HTW Berlin

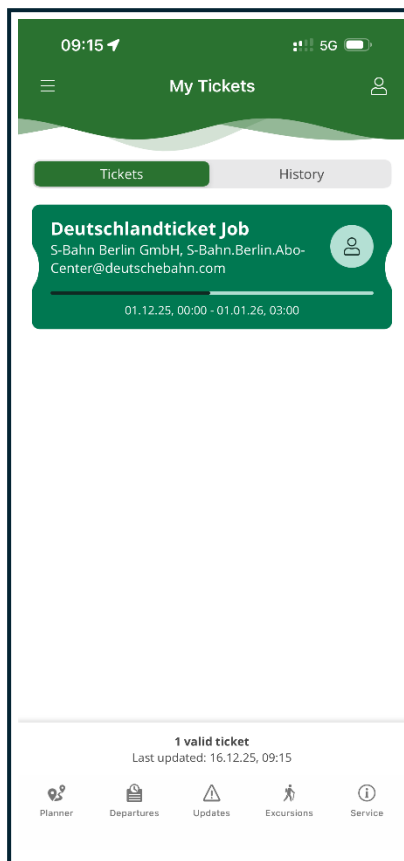
HU Berlin

HWR Berlin

TU Berlin

If you have already received login details for Abo-Online in the past, please use these. Otherwise, register using the e-mail address provided in the mobile phone ticket order.

5. Your ticket will be displayed



The first delivery of the ticket to the app takes place at the latest at the start of the respective contract. The ticket is updated monthly (only displayed for the current month). In order for the ticket to be delivered, the mobile phone must be switched on and connected to the Internet. If the mobile phone is not reachable at the time the ticket is updated, the update will take place after the mobile phone is switched on again and connected to the Internet.